

## UNIT 3

## ENGLISH: FRIENDS OF THE ENVIRONMENT

**LESSON DESCRIPTION**

This lesson will allow the students to learn about actions that promote the mitigation of global warming and to reinforce skills related to the rules of courtesy. The students will be able to apply the skills of oral communication and listening comprehension.



Fuente:

<https://www.temasambientales.com/2017/08/canciones-y-cuentos-ecologicos.html>

**APPLICATION OF THE LESSON PLAN**

The lesson plan corresponds to Unit 1.3 of English. The lesson plan can be used after discussing the topics: expressions of courtesy and ways to solve problems.

**STANDARDS AND INDICATORS**

- Listening: Listen and interact with your peers during social interactions, reading aloud, and in class, group, and peer discussions. (1.L.1)
- Speak: Respond to conversations, readings aloud, texts, and oral presentations using a greater number of academic words and specific content, and less relying on physical actions or other non-verbal communication. (1.S.3)
- Writing: Write simple sentences and use illustrations to express opinions and feelings or describe images, people or objects. (1.W.1)

**LEARNING OBJECTIVES**

- Remember the actions of teamwork to help take care of the planet.
- Remember the human actions that promote global warming.
- Understand educational video.

**TIMING**

<b>Start</b> (15 minutes)	<b>Development</b> (40 minutes)	<b>Closing</b> (5 minutes)
---------------------------	---------------------------------	----------------------------

**MATERIALS**

- Digital projector
- Computer with CD
- Digital file
- Photocopy of worksheet (for each student)

**VOCABULARY**

- **Global warming:** the increase in Earth's average surface temperature due to rising levels of greenhouse gases.

**CLASS GUIDE****START**

- The teacher will place a video related to the topic of global warming.
- The following link corresponds to the *Global Warming for Kids* video: <https://www.youtube.com/watch?v=PqxMzKLYrZ4>
- After the video is finished, the teacher will hold a discussion. This exercise will discuss the concept of global warming and vocabulary related to Unit 1.3 of English.

*Guiding questions:*

1. Offer a description of what was observed in the video.
  2. Who are the main characters in the video we watch?
  3. Can we identify friends and enemies in the video we watch? Explain your answer.
  4. What characteristics of friendship can we identify in the characters of the video?
  5. What did you understand by global warming? Have you heard this concept before? Where?
  6. Mention examples of problem solving that were observed in the video.
- The teacher will explain the video and establish a relationship with the subject of the lesson (global warming) (see Appendix 1).
  - To summarize the explanation offered, the teacher will present a second video. The following link corresponds to the video *Save the Earth from Global Warming:* <https://www.youtube.com/watch?v=55pHnLYhF5Q>

**DEVELOPMENT****Instructional Activity**

**Worksheet:** 40 min


- The teacher will divide the students into subgroups of four members.
- Give each student a worksheet to complete in a collaborative way. The teacher will explain the instructions.
- Exercises to work on the worksheet:
  - Listening comprehension.
  - Dramatization.
- At the end of the work, each subgroup will present its dramatization. In the same way, the worksheet will be discussed at group level.

**CLOSING**

- The teacher and the students will offer a summary of what was learned in the lesson.

## ATTACHMENTS

## Attachment 1. Educative Resource for the Teacher



**What Is Climate Change?**

*This article is part of the [NASA Knows! \(Grades K-4\)](#) series.*

To learn about climate change, you first must know what climate is.

**What Is Climate? How Is It Different From Weather?**

You might know what weather is. Weather is the changes we see and feel outside from day to day. It might rain one day and be sunny the next. Sometimes it is cold. Sometimes it is hot. Weather also changes from place to place. People in one place might be wearing shorts and playing outside. At the same time, people far away might be shoveling snow.

Climate is the usual weather of a place. Climate can be different for different seasons. A place might be mostly warm and dry in the summer. The same place may be cool and wet in the winter. Different places can have different climates. You might live where it snows all the time. And some people live where it is always warm enough to swim outside!

There's also Earth's climate. Earth's climate is what you get when you combine all the climates around the world together.

**What Is Climate Change?**


Climate change is a change in the usual weather found in a place. This could be a change in how much rain a place usually gets in a year. Or it could be a change in a place's usual temperature for a month or season.

Climate change is also a change in Earth's climate. This could be a change in Earth's usual temperature. Or it could be a change in where rain and snow usually fall on Earth.

Weather can change in just a few hours. Climate takes hundreds or even millions of years to change.

**Is Earth's Climate Changing?**

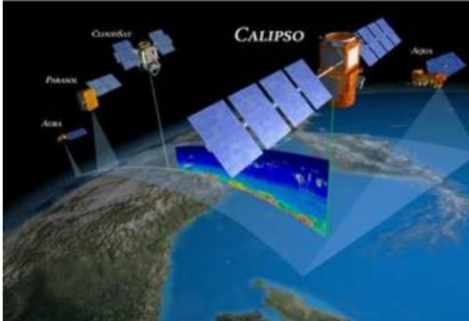
Earth's climate is always changing. There have been times



Do you know the difference between weather and climate?  
**Credits: NASA**



Burning coal, oil and gas to create energy releases gases.  
**Credits: NASA**



when Earth's climate has been warmer than it is now. There have been times when it has been cooler. These times can last thousands or millions of years.

People who study Earth see that Earth's climate is getting warmer. Earth's temperature has gone up about one degree Fahrenheit in the last 100 years. This may not seem like much. But small changes in Earth's temperature can have big effects.

Some effects are already happening. Warming of Earth's climate has caused some snow and ice to melt. The warming also has caused oceans to rise. And it has changed the timing of when certain plants grow.

### What Is Causing Earth's Climate to Change?

Many things can cause climate to change all on its own. Earth's distance from the sun can change. The sun can send out more or less energy. Oceans can change. When a volcano erupts, it can change our climate.

Most scientists say that humans can change climate too. People drive cars. People heat and cool their houses. People cook food. All those things take energy. One way we get energy is by burning coal, oil and gas. Burning these things puts gases into the air. The gases cause the air to heat up. This can change the climate of a place. It also can change Earth's climate.

### What Might Happen to Earth's Climate

Scientists think that Earth's temperature will keep going up for the next 100 years. This would cause more snow and ice to melt. Oceans would rise higher. Some places would get hotter. Other places might have colder winters with more snow. Some places might get more rain. Other places might get less rain. Some places might have stronger hurricanes.

### How Does NASA Study Climate Change?

Some NASA satellites look at Earth's land, air, water and ice. Other tools look at the sun and the energy it sends out. Together, these are important for learning about Earth's climate. Using all these tools can help scientists learn how climate might change.


### What Can You Do to Help?

Scientists think we can do things to stop the climate from changing as much. You can help by using less energy and water. Turn off lights and TVs when you leave a room. Turn off the water when brushing your teeth. You also can help by planting trees.

Another way to help is by learning about Earth. The more you know about Earth, the more you can help solve climate problems.

Many NASA satellites study Earth and its climate.

**Credits: NASA**



The left side of this picture is Petermann Glacier in Greenland. The picture was taken June 26, 2010. A huge iceberg broke off the glacier. The picture on the right was taken Aug. 13, 2010. Warmer water below the floating ice and at the sea's surface were probably caused the break.

**Credits: NASA**

Source: <https://www.nasa.gov/audience/forstudents/k-4/stories/nasa-knows/what-is-climate-change-k4.html>

**Additional source of information to consult:**

- Climate change and global warming:  
<https://www.epa.gov/climatechange/climate-change-basic-information>
- Puerto Rico and global warming:  
<http://agricultura.uprm.edu/heating/pdf/Puerto%20Rico%20efectos%20del%20heating.pdf>
- ¿Qué es el calentamiento global?:  
<https://www.inspiration.org/cambio-climatico/calentamiento-global>



**Attachment 2. Worksheet****Earth's Friends**

Name: \_\_\_\_\_

Date: \_\_\_\_\_

**Part 1: Read the questions and answer in complete sentences.**

1. What happens to the planet Earth when we contaminate the environment?  
\_\_\_\_\_
2. Name one element in the environment that protects us from global warming.  
\_\_\_\_\_
3. Name one example of an action that you can do to save the planet from global warming.  
\_\_\_\_\_

**Part 2: Read the following instructions.**

1. With your four partners you will create a mini play.
2. Think of an action that contaminates the environment. That will be the problem in your play.
3. Each of you will write a sentence that will perform in front of the class. The sentences have to correspond to a way to solve the problem.
4. Two of the member of the group will act as an enemy of the Earth and two of you as a friend of the planet. You have to think of the polite expressions, characteristics of friendship and ways to resolve problems peacefully as we have discussed in class.

Source: <http://www.clipartbest.com/clipart-RTdKgAL8c>

**REFERENCES**

Aprendizaje inteligente para todos. (2015, may). *Global Warming for Kids | It's AumSum Time* [Video File]. Retrieved from: <https://www.youtube.com/watch?v=PqxMzKLYrZ4>

ChuChu TV Nursey Rhymes & Kinds Songs. (2014, november). *Here We Go Round the Mulberry Bush | Save the Earth from Global Warming | ChuChu TV.* [Video File]. Retrieved from: <https://www.youtube.com/watch?v=55pHnLYhF5Q>

Conway, E. (2008). *What's in a name?: Global warming vs. climate change.* Retrieved from [http://www.nasa.gov/topics/earth/features/climate\\_by\\_any\\_other\\_name.html](http://www.nasa.gov/topics/earth/features/climate_by_any_other_name.html)

EPA. (2016). *Climate change: Basic information.* Retrieved from <https://www.epa.gov/climatechange/climate-change-basic-information>

Inspiration. (s.f.). *Calentamiento global.* Recuperado de <https://www.inspiration.org/cambio-climatico/calentamiento-global>

National Wildlife Federation. (2006). *Puerto Rico y el calentamiento global.* Recuperado de <http://agricultura.uprm.edu/calentamiento/pdf/Puerto%20Rico%20efectos%20del%20calentamiento.pdf>